




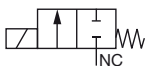
Type 6604 can be combined with...



#### Manifolds

Thanks to the patented Bürkert flipper technology, the direct-acting Type 6604 solenoid valve is unique. It combines fast, precise switching behaviour with reliable media separation, and the design eliminates heat transfer between fluid and coil. The use of high quality materials makes it possible to also use it where high chemical resistance is required. The optional impulse model works with the smallest energy requirement, and is therefore especially suitable for battery operation; the heat transfer to the medium is negligible for this model. A minimal dead volume and gap-free internal design make it possible to use it in medical, analytical and laboratory technology.

#### Circuit function A



2/2 way direct-acting solenoid valve, normally closed

#### Circuit function T



3/2 way direct-acting solenoid valve, flow direction optional

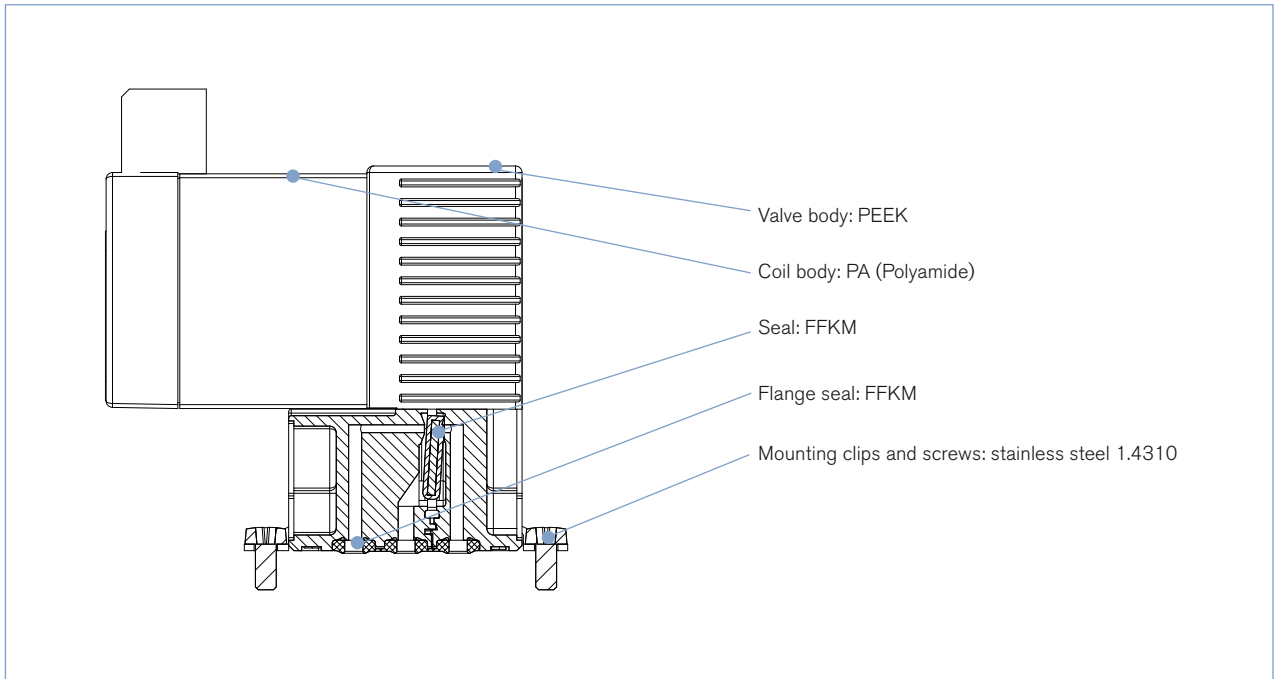
## 2/2 and 3/2 way Flipper Solenoid Valve, with hermetic isolation of fluid

- Low internal volume
- High chemical resistance
- Low power consumption
- Optional impulse model
- High back pressure tightness
- DN0.6 mm

Technical data	
<b>Orifice</b>	DN0.6 mm
<b>Body material</b>	PEEK
<b>Seal material</b>	FFKM (Perfluorelastomer)
<b>Medium</b>	Resistant to neutral and aggressive liquids and gases, see Bürkert chemical resistance chart; technical vacuum
<b>Medium temperature</b>	0 to +50 °C
<b>Ambient temperature</b>	max. +55 °C
<b>Viscosity</b>	max. 21 mm <sup>2</sup> /s
<b>Internal volume</b>	Fluid chamber 3/2 way versions 2/2 way versions
	ca. 15µl ca. 45µl ca. 35µl
<b>Port connection</b>	Flange UNF 1/4"-28, M3 Tube spigot on request
<b>Manual override</b>	Push manual override
<b>Operating voltage</b>	6, 12, 24 V DC *
<b>Voltage tolerance</b>	± 10 %
<b>Power consumption</b>	1.5 W
<b>Duty cycle</b>	100 % continuous rating
<b>Manifold mounting</b> (in case Medium or ambient temperature higher +40 °C)	40 % intermittent rating (within 10 min)
<b>Cycling function</b>	Monostable or bistable (option)
<b>Electrical connections</b>	Rectangular plug or 2 single flying leads, 300 mm
<b>Protection class</b>	IP40 with rectangular plug
<b>Mounting</b> (sub-base valve)	with holders and mounting screw
<b>Installation</b>	As required, preferably with flange downwards

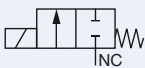








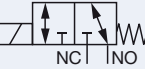








\* 10 % residual ripple allowed

Materials



### Ordering chart flange connection (other versions on request)

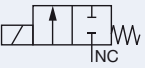

















All valves with PEEK body and FFKM seal, rectangular plug types delivered without plug (see Accessories).  
The delivery of each valve includes 2 holders with cheese head M 1.6 × 5 screws.

Circuit function	Orifice [mm]	K <sub>v</sub> value water [m <sup>3</sup> /h]	K <sub>v</sub> value II water [l/min]	Q <sub>90</sub> value air [l/min]	Pressure range [bar]	Cycling function	Voltage/Frequency [V/Hz] *	Electrical connection	Article no.					
 2/2 way direct-acting solenoid valve, normally closed	0.6	0.006	0.1	6.4	Vac -3	monostable	12/DC	Rectangular plug 5.08 mm	140463 					
								Flying leads, 300 mm	140465 					
							24/DC	Rectangular plug 5.08 mm	140464 					
													Flying leads, 300 mm	140466 
						bistable (impulse drive)	06/DC	Rectangular plug 5.08 mm	140467 					
								Flying leads, 300 mm	140468 					
	12/DC	Rectangular plug 5.08 mm	143170 											
		Flying leads, 300 mm	145467 											
 3/2 way direct-acting solenoid valve, flow direction optional	0.6	0.006	0.1	6.4	Vac -3	monostable	12/DC	Rectangular plug 5.08 mm	140469 					
								Flying leads, 300 mm	140471 					
							24/DC	Rectangular plug 5.08 mm	140470 					
													Flying leads, 300 mm	140472 
						bistable (impulse drive)	06/DC	Rectangular plug 5.08 mm	140473 					
								Flying leads, 300 mm	140474 					
	12/DC	Rectangular plug 5.08 mm	141388 											
		Flying leads, 300 mm	145470 											

\* 10% residual ripple allowed

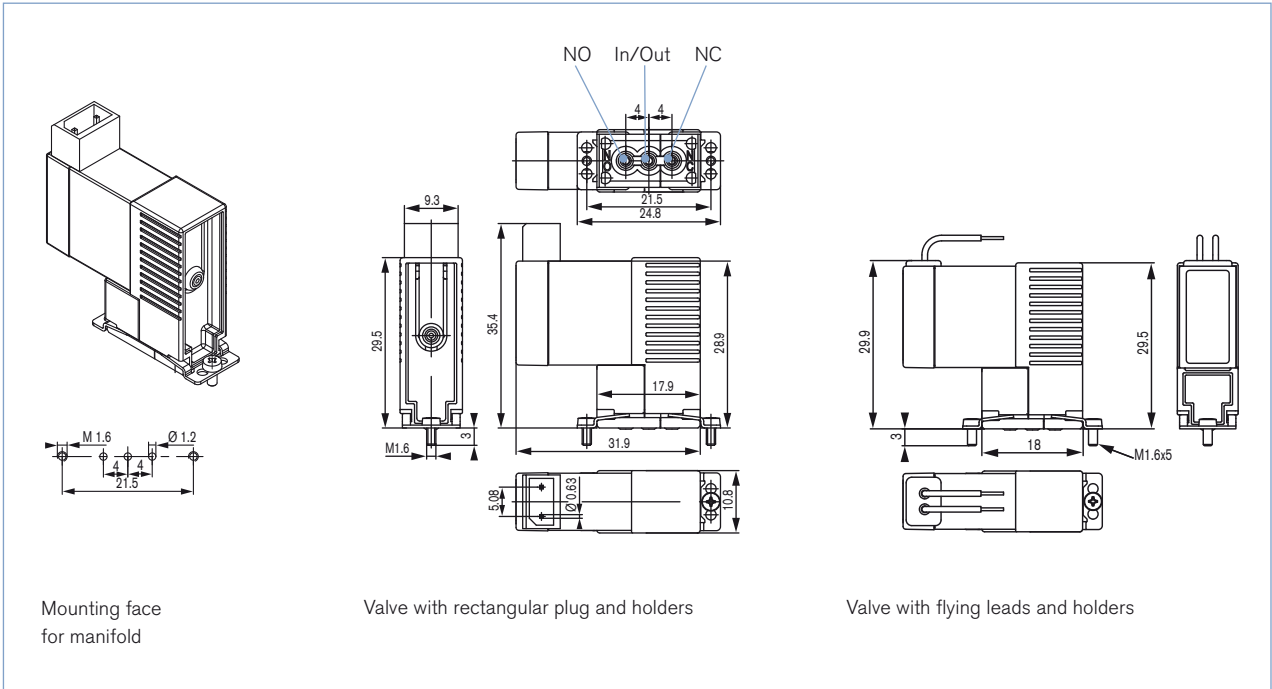
### Ordering chart with tube spigots sideways and UNF 1/4-28 (other versions on request)

All valves with PEEK body and FFKM seal, rectangular plug types delivered without plug (see Accessories).

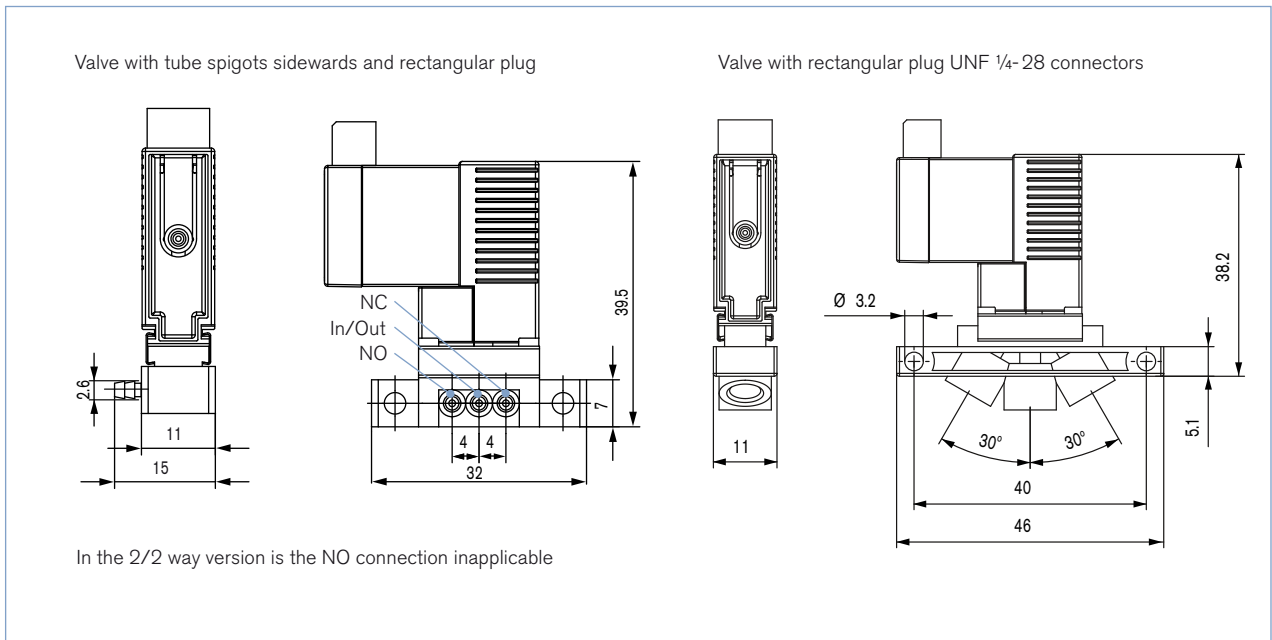
Circuit function	Orifice [mm]	K <sub>v</sub> value water [m <sup>3</sup> /h]	K <sub>v</sub> value II water [l/min]	Q <sub>90</sub> value air [l/min]	Pressure range [bar]	Cycling function	Voltage/Frequency [V/Hz] *	Electrical connection	Article no. tube spigots sideways	Article no. UNF 1/4 - 28					
 2/2 way direct-acting solenoid valve, normally closed	0.6	0.006	0.1	6.4	Vac -3	monostable	12/DC	Rectangular plug 5.08 mm	145617 	-					
								Flying leads, 300 mm	145620 	-					
							24/DC	Rectangular plug 5.08 mm	145621 	154533 					
													Flying leads, 300 mm	221181 	189583 
						bistable (impulse drive)	06/DC	Rectangular plug 5.08 mm	145618 						
								Flying leads, 300 mm	145616 						
 3/2 way direct-acting solenoid valve, flow direction optional	0.6	0.006	0.1	6.4	Vac -3	monostable	12/DC	Rectangular plug 5.08 mm	145624 	-					
								Flying leads, 300 mm	145622 	-					
							24/DC	Rectangular plug 5.08 mm	145625 	154534 					
													Flying leads, 300 mm	145626 	189564 
						bistable (impulse)	06/DC	Rectangular plug 5.08 mm	145623 						
								Flying leads, 300 mm	145627 						

\* 10% residual ripple allowed

Dimensions [mm]



Valve dimensions [mm] with tube spigots sideways and UNF 1/4 - 28



Ordering chart accessories

Accessories	Feature	Article no.
Rectangular cable plug	with 3 m cable	133486
	with 300 mm flying leads	644068
	with 2 single contacts	644067
Single manifold stainless steel	with 3x M3 connection	644684
Multi-station manifolds in PEEK	2 valves	659285
	3 valves	659286
	4 valves	659287
	5 valves	653131
	6 valves	659288
	7 valves	659289
	8 valves	659290
	9 valves	659291
	10 valves	651379

Other accessories on request:

- Fittings and tubes (see also type TVU003)
- Rectangular cable plug, grid spacing 5.08 mm, for plate mounting
- Customized manifolds

Manifold dimensions [mm]

**Single manifold M3, stainless steel**

**Multi-station manifold, PEEK**

No. of valve positions	2	3	4	5	6	7	8	9	10
Dimensions A [mm]	33	44	55	66	77	88	99	110	121

To find your nearest Bürkert facility, click on the orange box →

[www.burkert.com](http://www.burkert.com)

In case of special application conditions, please consult for advice.

Subject to alterations  
© Christian Bürkert GmbH & Co. KG

1802/9\_EU-en\_00891768